

Specification Sheet

Industrial Positive Displacement Meter Model C700 Bronze, Magnetic Drive, Flanged or NPT Ends



Sizes 1 1/2" and 2"

Description

Operation. The C700 is an oscillating piston style, positive displacement water meter. The product utilizes a piston that water use rotates in a measuring chamber, each piston revolution being equivalent to a known volume of water. The piston movement is transferred by a magnetic drive to a straight reading sealed register which contains the appropriate reduction gearing.

Compliance to Standards. The C700 fully complies with American Water Works Association Standard C700, latest revision, and is California Department of Weights and Measures approved.

Installation. The meter must be installed in a clean pipe line, free from any foreign materials. Install the meter with direction of flow as indicated by the arrow cast in the meter case. The meter may be installed in horizontal or inclined lines, with register facing upward.


Application. The meter is for use only with POTABLE COLD WATER up to 120°F (50°C) and working pressures up to 150 psi. The meter will register between 98.5% and 101.5% at normal and high flows and between 97% and 101% at the AWWA specified low flow. Accuracy tests are made before shipment, so no adjustments need to be made before installation.

Construction. The meter consists of a main case, an oscillating piston measuring chamber, a strainer, a bolted top plate and O-ring, and a magnetically driven register assembly. The main case is cast in bronze with raised characters showing model, size and direction of flow. The measuring chamber is a bottom-in and side-out design and consists of the measuring chamber with division plate and thrust roller insert, the piston, and chamber top assembly with drive bar and magnet. The main case and the bronze top plate are assembled with an O-ring gasket and bolts threaded into the body. Each register assembly is secured to the meter with a tamperproof plug, is protected by a hinged lid and is positioned over the inlet throat.

Specifications

	Sizes:	1 1/2"	2"
<u>Accuracy (GPM):</u>			
97% - 101%		1 1/2	2
98.5%-101.5%		5-100	8-160
Continuous Flow GPM		50	80
Maximum Flow GPM		100	160
Operating Pressure psi		150	150
Operating Temperature °F		120	120
<u>Sweep Hand Registers:</u>			
US Gallons		100	100
Cubic Feet		10	10
Cubic Meters (Canada)		1/10	1
Cubic Meters (Intl.)		1/10	1/10
<u>Capacity of Register (millions):</u>			
US Gallons		100	100
Cubic Feet		10	10
Cubic Meters (Canada)		1/10	1
Cubic Meters (Intl.)		1	1
<u>Register Type:</u>		Permanently sealed direct reading	
<u>Materials:</u>			
Main Case		Bronze	
Top Cover		Bronze	
Body O-ring		Neoprene Rubber	
Body Bolts		Stainless Steel	
Measuring Chamber		Thermoplastic	
Division Plate		Loaded Nylon	
Piston		High Impact Polymer	
Thrust Bearing Insert		Loaded Nylon	
Driving Bar		Glass Bead Loaded Nylon	
1 1/2" Strainer		Polypropylene	
2" Strainer		Stainless Steel	
Register Can		90% Copper Alloy	
Register Lens		Tempered Glass	
Register Housing and Lid		Polymer or Bronze	

Direct Read Register. The register is contained within a 90% copper seamless can which is oven-cured at 150°F for 90 minutes to eliminate condensation. The 5 mm true tempered glass lens is secured with an "L" shaped gasket, then roll sealed to produce a permanently sealed design. To assure easy reading, the totalizer wheels are large and color coded. The applicable size, model, registration, part number and date code are printed on the calibrated dial face. Moving clockwise during operation, the extra-thin center sweep hand does not interfere with meter reading, and the 1:1 piston ratio low-flow indicator gives visual indication of plumbing leaks. For accurate meter testing, 100 clear graduations appear at the register's circumference.



Magnetic Drive. The magnetic drive design facilitates coupling between the measuring chamber and the external register. The coupling is absolute at all rated flows.

Connections. The meter is available with two-bolt oval, internal threaded end connections. Both bronze and cast iron oval companion flanges are available. The companion flanges are faced, drilled and tapped, 1 1/2" or 2" as required, with ANSI B2.1 internal taper pipe thread. Also available are bronze coupling nuts and tailpieces for threaded end meters. Both coupling nuts and tailpieces have external taper pipe threads conforming to ANSI B2.1. Their lengths and thread sizes are as specified by AWWA Standards.

Maintenance. The measuring chamber assembly can be removed, repaired or replaced without removing the main case from the service line. Prestested measuring chamber assemblies are available for exchange or purchase, and spare parts are available from our central warehouse or designated regional locations. AMCO Water staffs and operates a repair facility at its U.S. manufacturing plant in Ocala, Florida.

Pulsar Type "B". The "B" pulsar is a limit switch device which requires power from an external source (2 wire). Contact closure: 1 contact = 10 USG. The switch is rated to 3 amps at 125 VAC max. Note: Register housing and register are 3 1/2 in. diameter style. For full details see specification sheet INDC7-PUL-001.

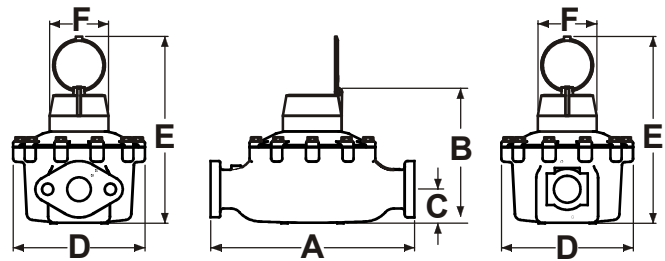
Pulsar Type "SF". The "SF" pulsar is a solid state device which requires 6-24 VDC from an external source (3 wire). Note: Register housing and register are 3 1/2 in. diameter style. Contact closure:

1 1/2"	11.3 Cont/USG Std.	22.6 Cont/USG Opt.
2" (old)	5.6 Cont/USG Std.	11.1 Cont/USG Opt.
2" (new)	8.14 Cont/USG Std.	16.28 Cont/USG Opt.

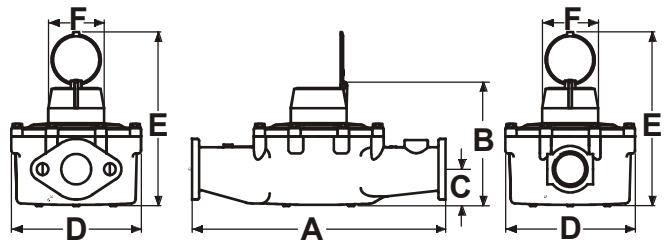
Dimensions & Net Weights

Meter Size	Dimensions (Inches)					F	Weight (lbs.)	Bolt Hole Dia.
	A	B	C	D	E			
1 1/2" Oval (Flanged)	13	8 7/8	2 1/8	8 1/2	11 3/8	3 3/4	23.7	3/4"
1 1/2" Threaded	12 5/8	8 7/8	2 1/8	7 1/2	11 3/8	3 3/4	21.7	
2" Oval (Flanged)	17	8 1/8	1 3/4	8 3/4	11	3 3/4	38.7	3/4"
2" Threaded	15 1/4	8 1/8	2 15/16	8 3/4	11	3 3/4	36.7	

C700 1 1/2":



C700 2":



AMCO 
Distributed by:

www.watermeters.com

Daniel L. Jerman Co.
275 Railroad Place
Hackensack, NJ 07601
Phone 800.654.3733
Fax 201.487.3953
International Phone
201.487.7444